

# Georgia 2024 Pre-Legislative Issues Poll



# Methodology



- Survey conducted online with 1,000 registered voters
- Survey fielded December 14-21, 2023
- Sample size of 336 Black registered voters
- Oversamples of 75 AAPI and 75 Latino registered voters
- Margin of Error:  $\pm 3.36\%$





# Key Findings



## Key Findings

- Voters are generally satisfied with the direction of the state and inflation and cost of living is the most top of mind issue for voters today. **Voters would rather see the state's \$11 billion of unrestricted budget surplus invested in new services for the people** over tax rebates.
- In thinking about the state budget, **voters strongly support priorities that will make their lives more affordable given the high cost of living and inflation.** These priorities include more affordable healthcare, prescription drug prices, housing, and childcare. They also support funding elderly and disability care and rural healthcare services.
- Most Georgians feel that abortion should be legal in most cases and **the government should not interfere in a personal healthcare decision.** Voters are concerned about getting access to abortion care under the six-week ban and worry about potential legal implications for parents and healthcare providers.



## Key Findings

- **Black voters support Medicaid expansion, marijuana legalization, and rent control** policies more than any other race.
- While **Black men are more supportive of marijuana legalization** than Black women, **Black women are more supportive of Medicaid expansion** and rent control policies than Black men.
- When looking at Black voters by generation, **Boomers are more likely to support Medicaid expansion**, rent control policies, and landlord standard requirements while **Gen Z is more likely to support marijuana legalization**.





# Issues



# Issues

Which TWO or THREE issues would you say are the most important issues facing Georgia? You may select up to THREE.

*Responses by Race and Ethnicity*

	Black Total	White	Latino	AAPI	All Voters
Inflation and the cost of living	49.1%	63.0%	54.6%	76.3%	58.5%
Affordable housing	44.8%	32.3%	35.1%	34.7%	37.2%
Crime and violence	38.1%	42.3%	37.2%	36.8%	40.8%
Jobs and the economy	30.1%	37.5%	37.4%	39.8%	34.6%
Racism and discrimination	29.7%	13.8%	21.1%	14.2%	19.4%
Healthcare	22.8%	29.0%	24.8%	34.2%	26.9%
Criminal justice/police brutality	17.2%	7.5%	9.6%	6.5%	10.9%
Education	14.4%	19.8%	19.6%	16.6%	17.8%
Abortion access	14.4%	18.0%	15.6%	13.2%	16.2%
Climate change and the environment	11.0%	12.8%	8.2%	9.9%	11.9%
Paid family leave	3.3%	1.9%	5.7%	1.1%	2.6%

A higher percentage of Black Georgians prioritize affordable housing, racism and discrimination, and criminal justice/police brutality than other racial and ethnic groups.

A lower percentage of Black Georgians identified jobs and economy, healthcare, and education as top priority than other racial and ethnic groups.



# Issues

Which TWO or THREE issues would you say are the most important issues facing Georgia? You may select up to THREE.  
*Responses by Generation*

	Black Gen Z*	Black Millennials	Black Gen X	Black Boomers	Black Total	All Voters
Inflation and the cost of living	50.6%	51.0%	41.9%	51.3%	49.1%	58.5%
Affordable housing	35.5%	49.8%	46.7%	42.2%	44.8%	37.2%
Crime and violence	30.1%	33.9%	42.6%	44.2%	38.1%	40.8%
Jobs and the economy	29.9%	33.1%	42.2%	10.7%	30.1%	34.6%
Racism and discrimination	27.1%	20.1%	38.0%	41.3%	29.7%	19.4%
Healthcare	27.9%	24.5%	16.0%	26.0%	22.8%	26.9%
Criminal justice/police brutality	16.9%	15.2%	13.7%	27.0%	17.2%	10.9%
Education	7.5%	21.1%	13.0%	9.0%	14.4%	17.8%
Abortion access	13.0%	13.2%	12.7%	16.9%	14.4%	16.2%
Climate change and the environment	17.8%	9.0%	5.7%	15.9%	11.0%	11.9%
Paid family leave	10.9%	2.7%	1.9%	0.8%	3.3%	2.6%

A higher percentage of Black Gen Z Georgians prioritize healthcare, climate change, and paid family leave as top issues than the other generations.

A lower percentage identified affordable housing as well as crime and violence as top priorities than other groups. However, Black Gen Z Georgians' priorities are largely spread out, with nearly every issue reaching at least 10 percent.





# Issues

Which TWO or THREE issues would you say are the most important issues facing Georgia? You may select up to THREE.

*Responses by Generation*

	Gen Z	Millennials	Gen X	Silent/ Boomers	Black Total	All Voters
Inflation and the cost of living	45.5%	56.2%	60.9%	65.0%	49.1%	58.5%
Affordable housing	37.6%	39.6%	41.7%	30.9%	44.8%	37.2%
Crime and violence	37.9%	32.1%	39.5%	52.4%	38.1%	40.8%
Jobs and the economy	33.4%	37.8%	43.0%	25.3%	30.1%	34.6%
Racism and discrimination	25.9%	15.4%	19.9%	20.3%	29.7%	19.4%
Healthcare	24.6%	29.5%	25.5%	26.4%	22.8%	26.9%
Criminal justice/police brutality	15.7%	11.2%	7.8%	10.7%	17.2%	10.9%
Education	17.4%	23.2%	14.8%	14.5%	14.4%	17.8%
Abortion access	18.8%	15.7%	11.8%	19.2%	14.4%	16.2%
Climate change and the environment	12.4%	9.2%	8.8%	16.9%	11.0%	11.9%
Paid family leave	7.5%	3.3%	1.4%	0.4%	3.3%	2.6%

A higher percentage of Gen Z Georgians, irrespective of race and ethnicity, care more about racism and discrimination, criminal justice and police brutality, and paid family leave than other generations. They are on par with Boomers on the importance of abortion access.

They are less likely to prioritize the remaining issues than other groups, but their concern across all issues is much more spread than the other groups.



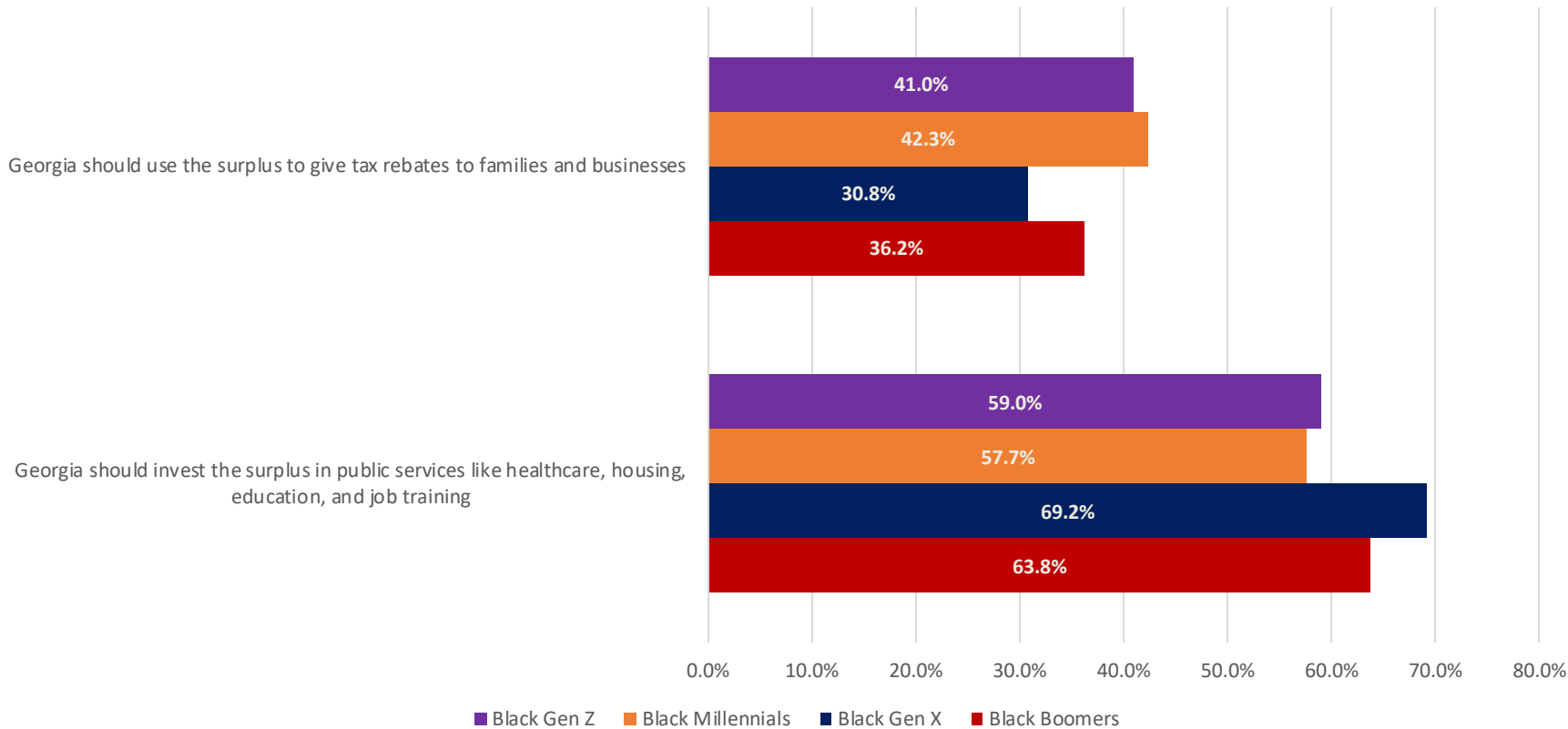
# Budget Surplus Spending



# Surplus Spending

Which of these statements regarding Georgia's budget surplus comes closer to your own view, even if neither of them is exactly right?

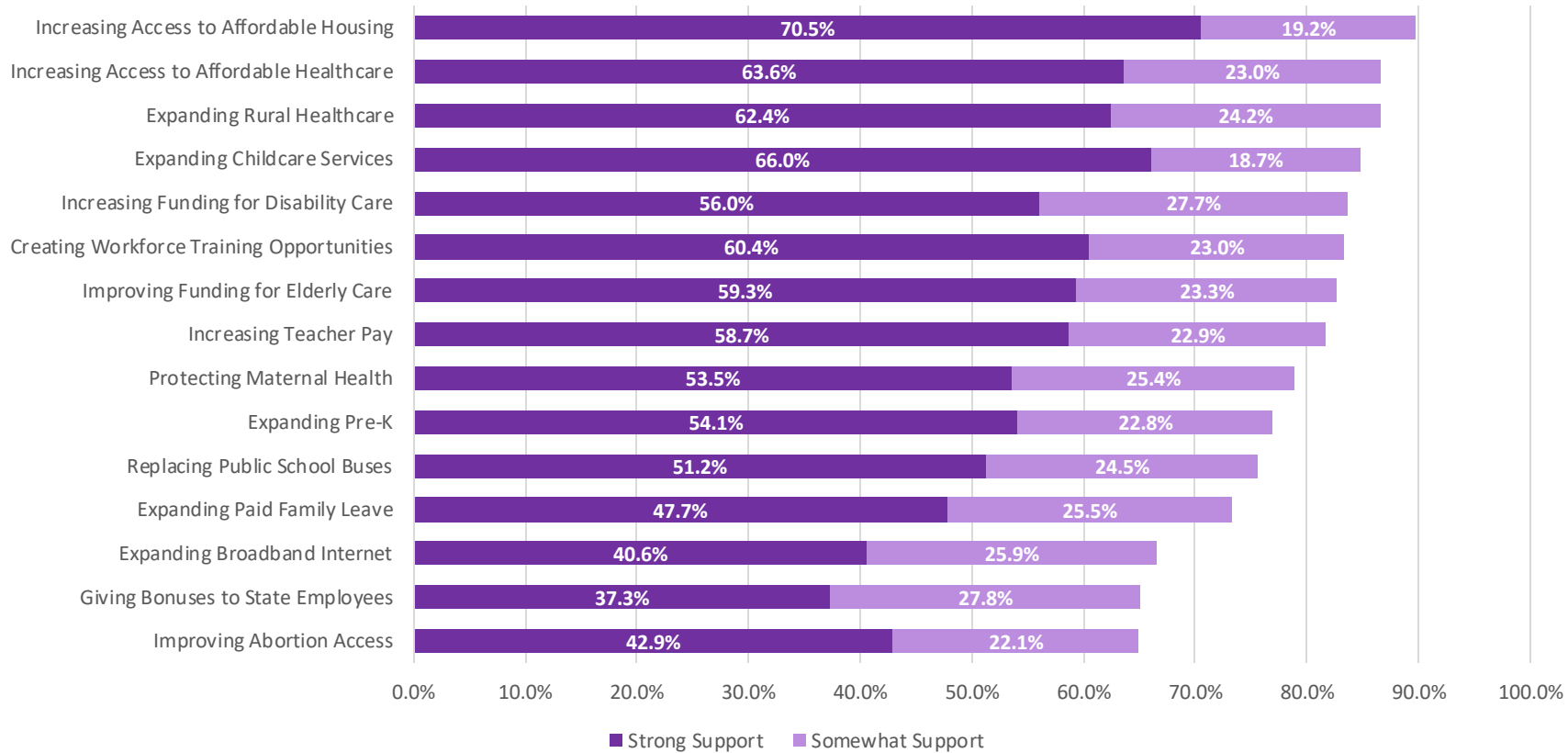
*Responses by Generation*



Black Georgians of all generations are more likely to support investing the budget surplus in public services than to providing tax rebates to families and businesses.

# Surplus Spending

Black Voters Support for Spending Budget Surplus on Various Issues

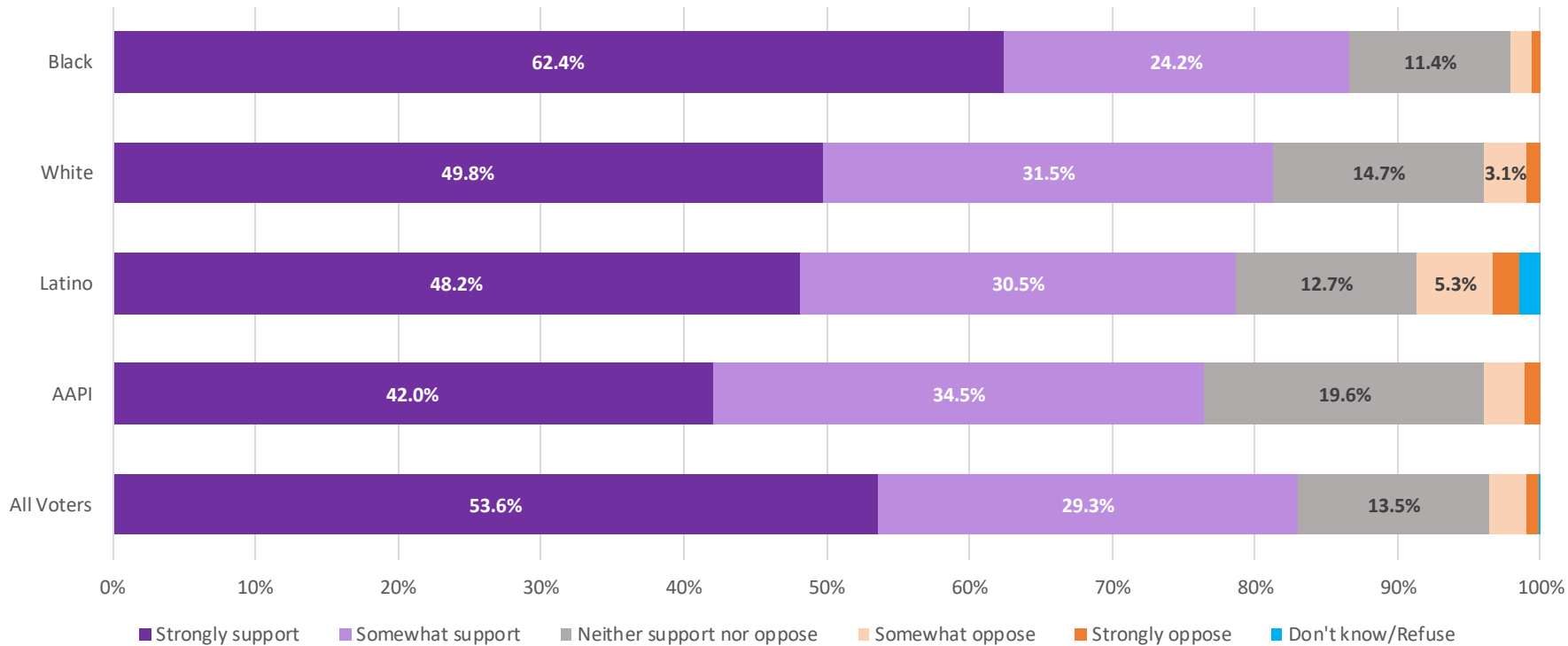


Black voters supported all suggested policies regarding the spending of budget surplus money at a rate of 65 percent or more.



# Surplus Spending: Rural Healthcare

Do you support or oppose surplus spending on expanding healthcare services in rural areas?  
*Responses by Race*

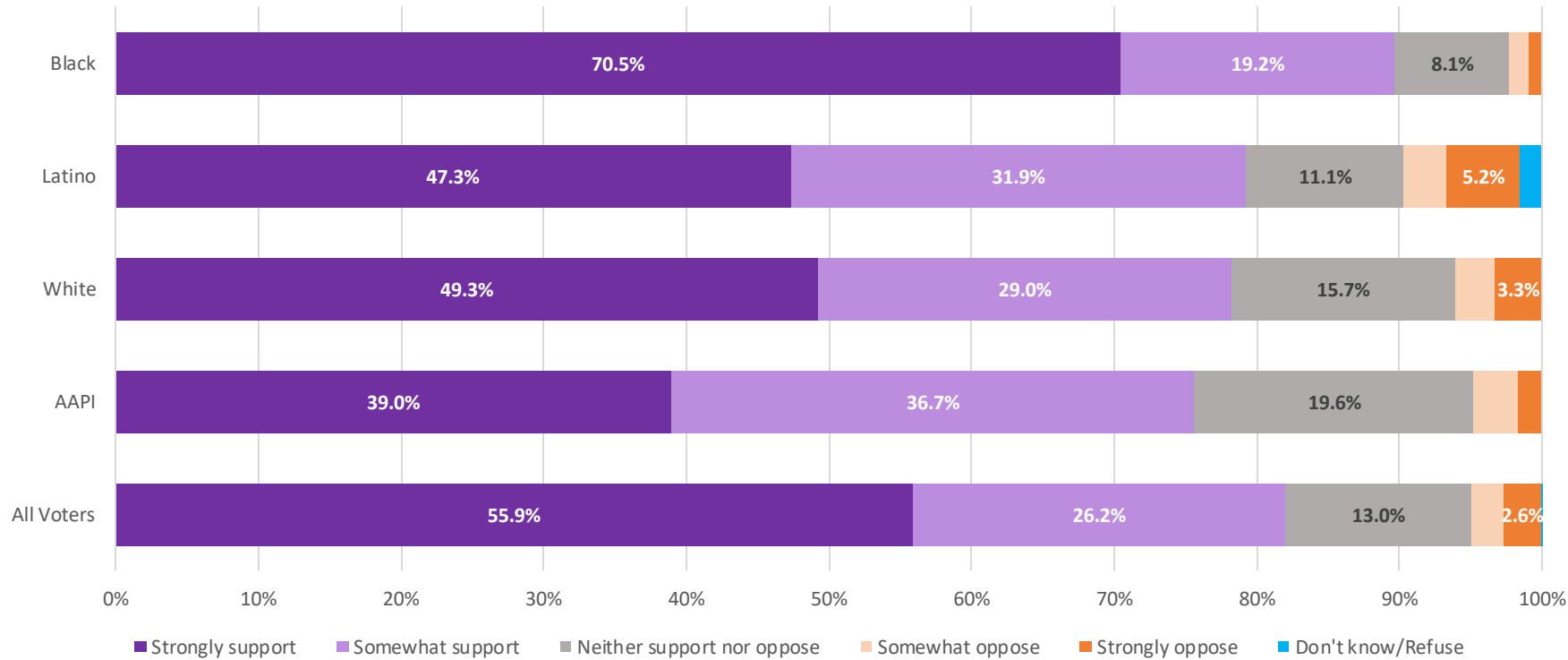


At 86 percent, Black voters are most likely of racial and ethnic groups to support spending surplus money on expanding rural healthcare access.



# Surplus Spending: Affordable Housing

Do you support or oppose surplus spending on expanding access to affordable housing?  
*Responses by Race*



At 89 percent, Black voters are most likely of racial and ethnic groups to support spending surplus money on expanding access to affordable housing.

# Marijuana Legalization



STATE INNOVATION EXCHANGE

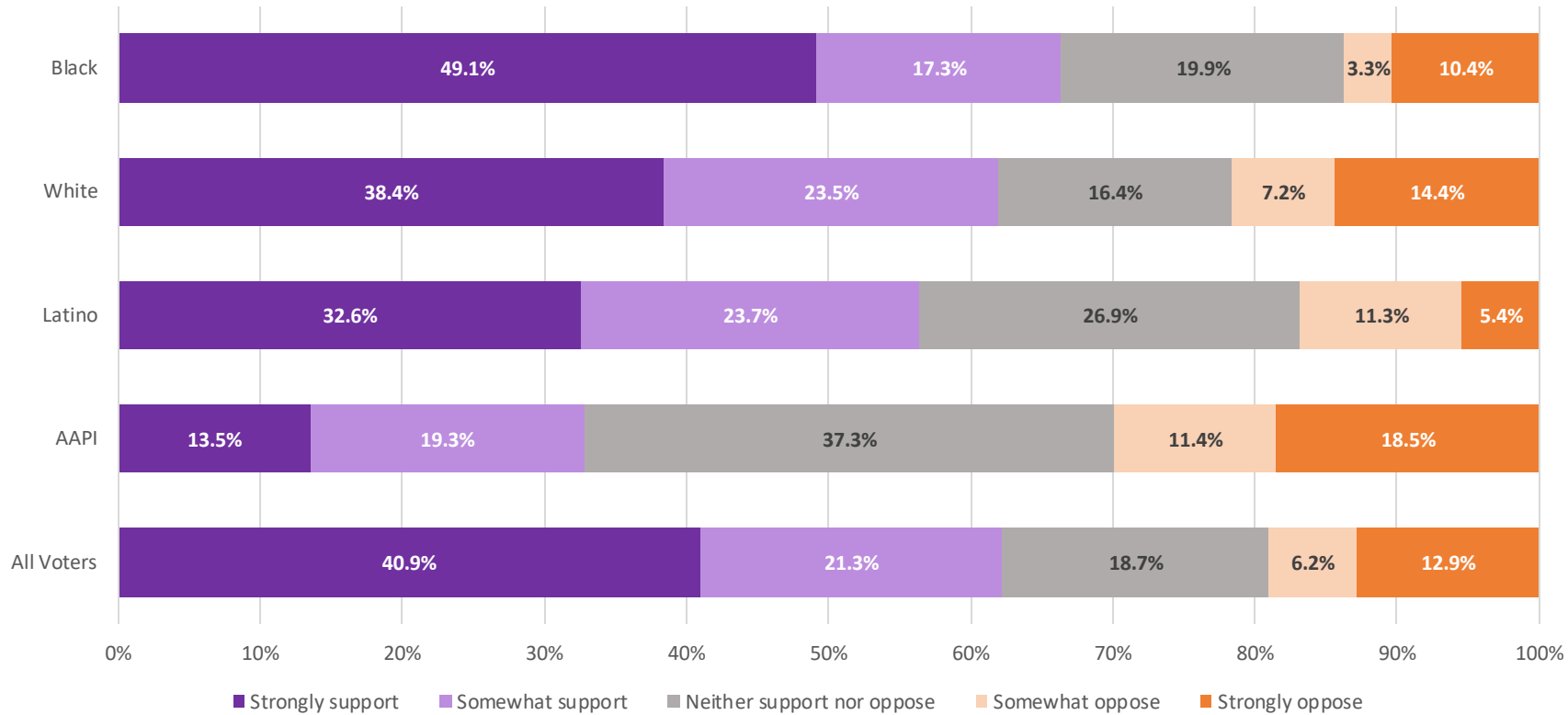


**AMPLIFY  
GEORGIA  
COLLABORATIVE**

© HITstrategies

# Marijuana Legalization

Would you support or oppose legalizing marijuana for adult use in Georgia?  
Responses by Race

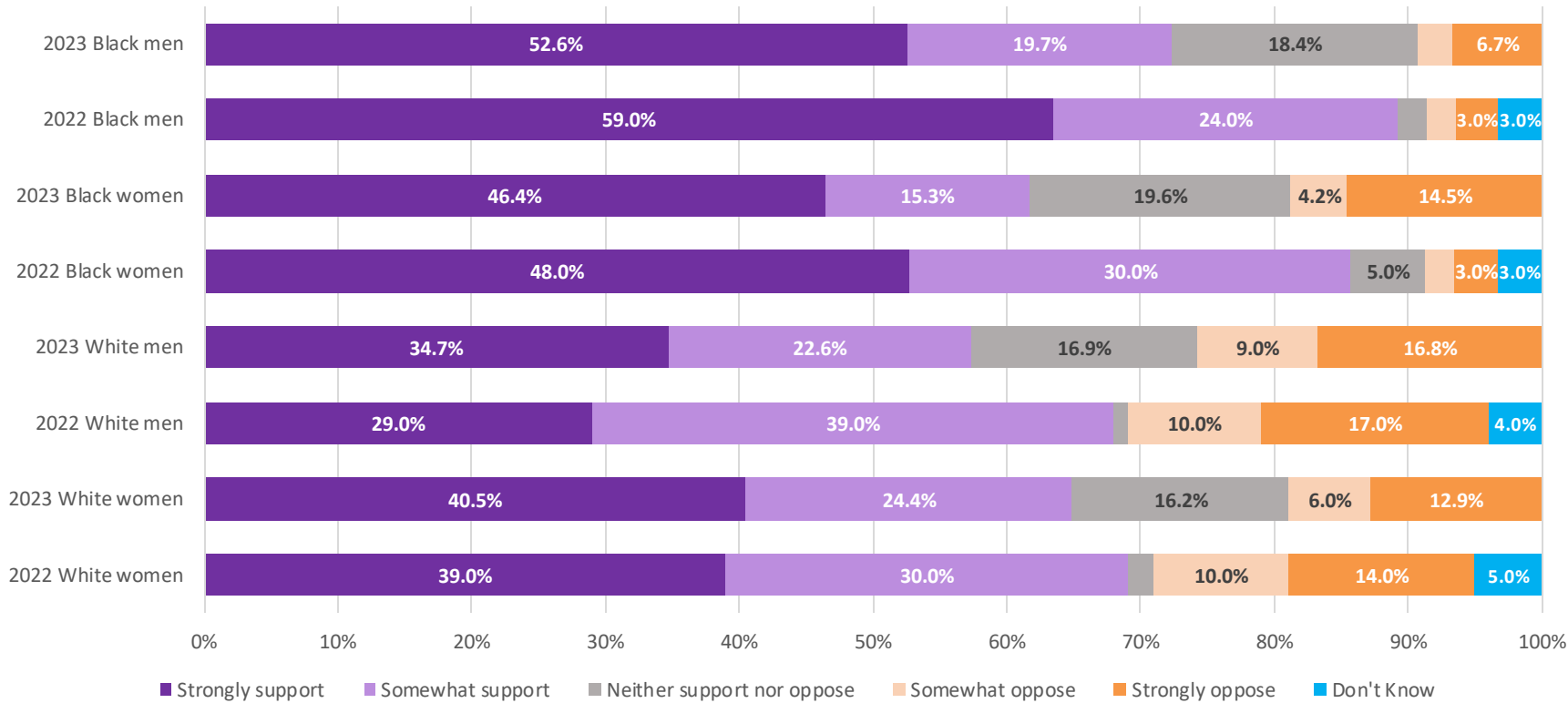


At 66 percent, Black voters are most likely of racial and ethnic groups to support the legalization of marijuana.



# Marijuana Legalization

Would you support or oppose legalizing marijuana for adult use in Georgia?  
*Responses by Race and Gender over Time*

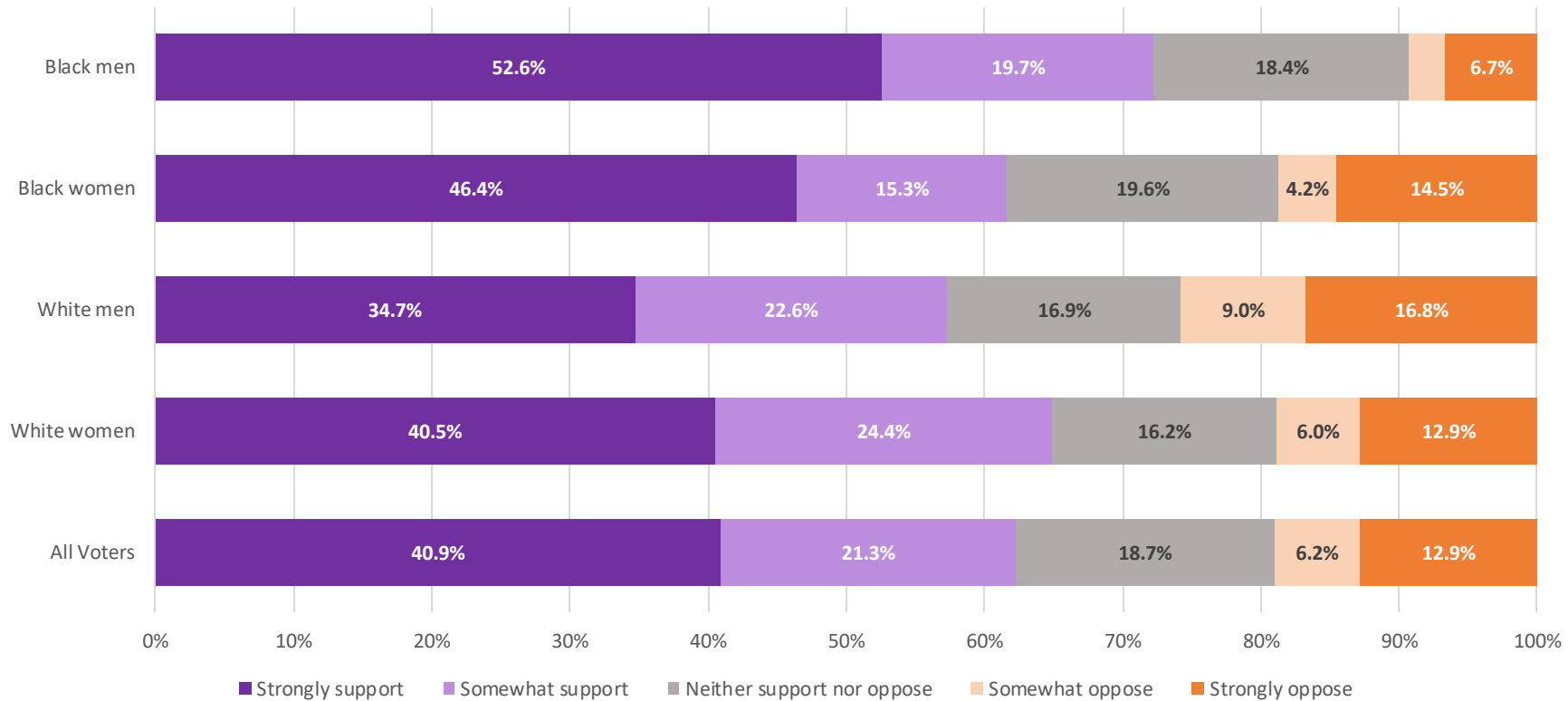


Compared to a pre-legislative poll conducted in December 2022, support across has decreased.

Marijuana legalization continues to have support of the majority of all groups examined.

# Marijuana Legalization

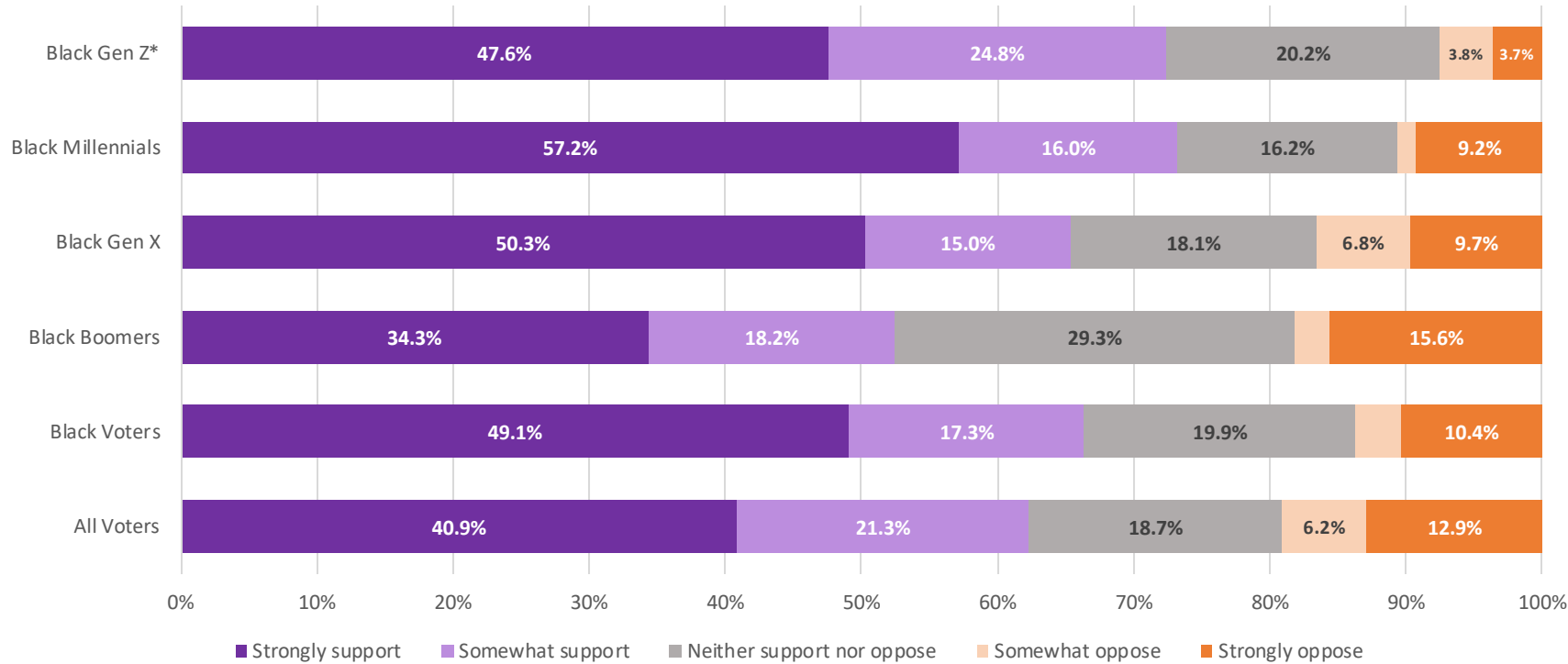
Would you support or oppose legalizing marijuana for adult use in Georgia?  
*Responses by Race and Gender*



Black men support marijuana legalization at a higher rate than Black women, a twelve-percentage point difference.

# Marijuana Legalization

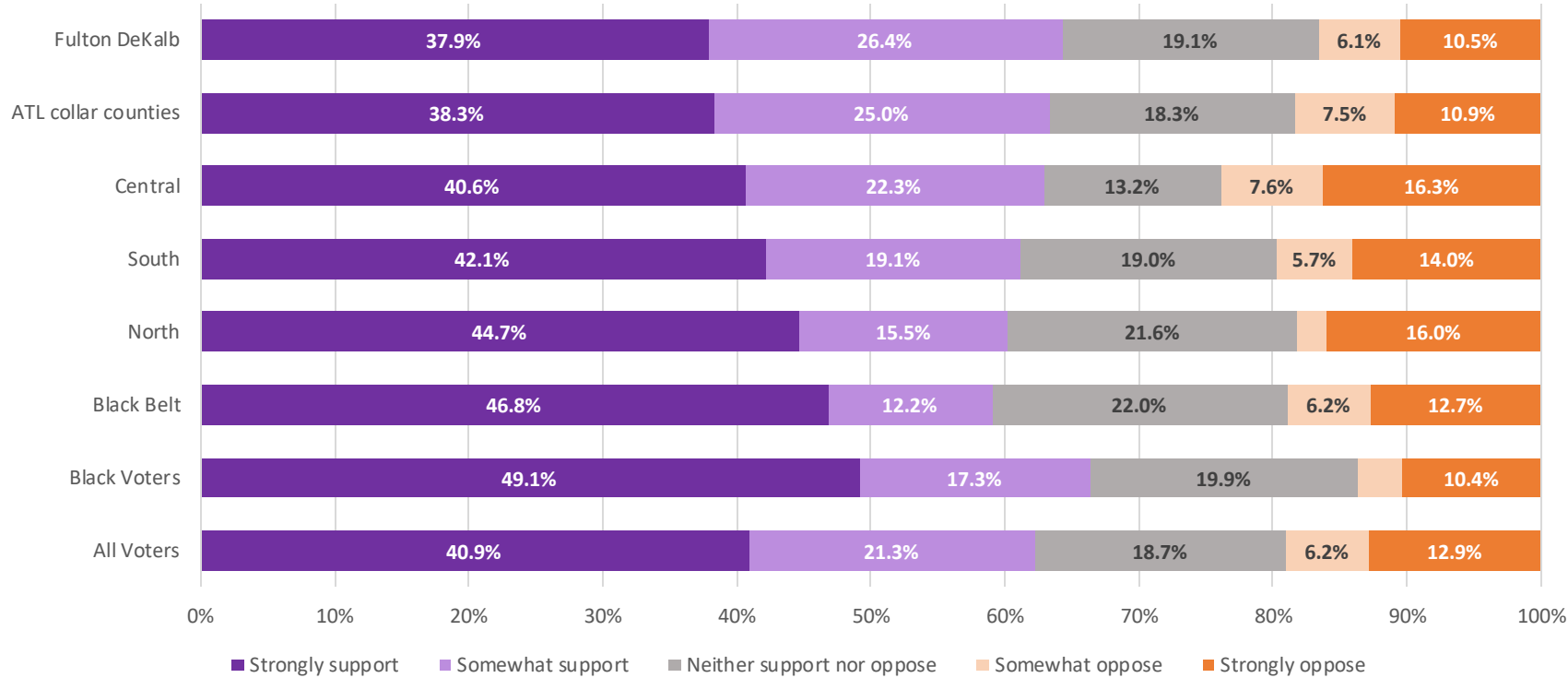
Would you support or oppose legalizing marijuana for adult use in Georgia?  
Responses by Generation



Younger Black voters support marijuana legalization at a higher rate than older Black voters, though a majority of older Black voters still support it.

# Marijuana Legalization

Would you support or oppose legalizing marijuana for adult use in Georgia?  
Responses by Region



There is an inverse relationship between strongly support and somewhat support by region. For example, though Metro-Atlanta is more supportive of legalization overall, those in the Black Belt are more likely to strongly support legalization.

\*Crosstabs represent all races



# Medicaid Expansion



STATE INNOVATION EXCHANGE

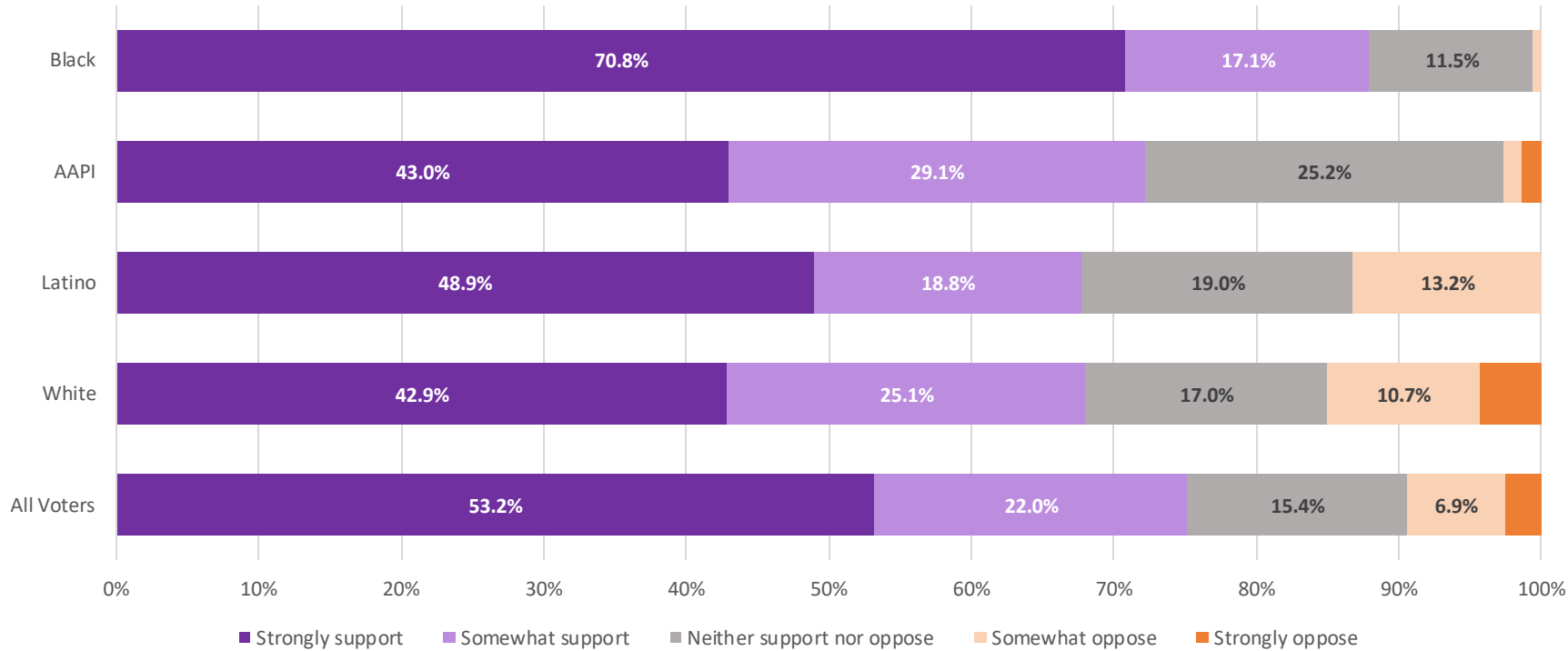


**AMPLIFY  
GEORGIA  
COLLABORATIVE**

© HITstrategies

# Medicaid Expansion

Would you support or oppose expanding Medicaid in Georgia?  
*Responses by Race*

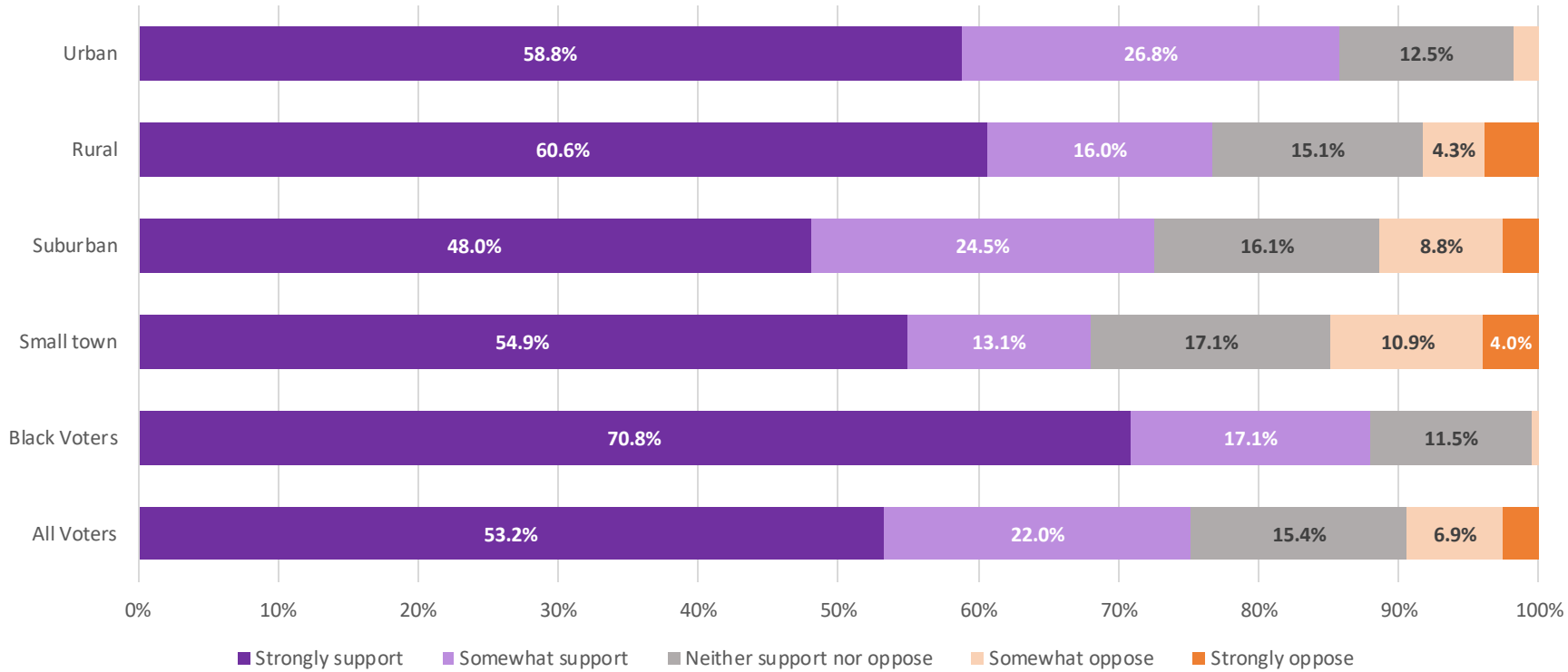


Medicaid expansion is widely supported by all Georgia voters.

At 88 percent, Black voters overwhelmingly support expanding Medicaid expansion more than any other racial and ethnic group.

# Medicaid Expansion

Would you support or oppose expanding Medicaid in Georgia?  
responses by region



Voters in small towns are less likely to support expanding Medicaid while voters in urban areas are the most likely to do so at nearly 86 percent.

\*Crosstabs represent all races



# Rent Control

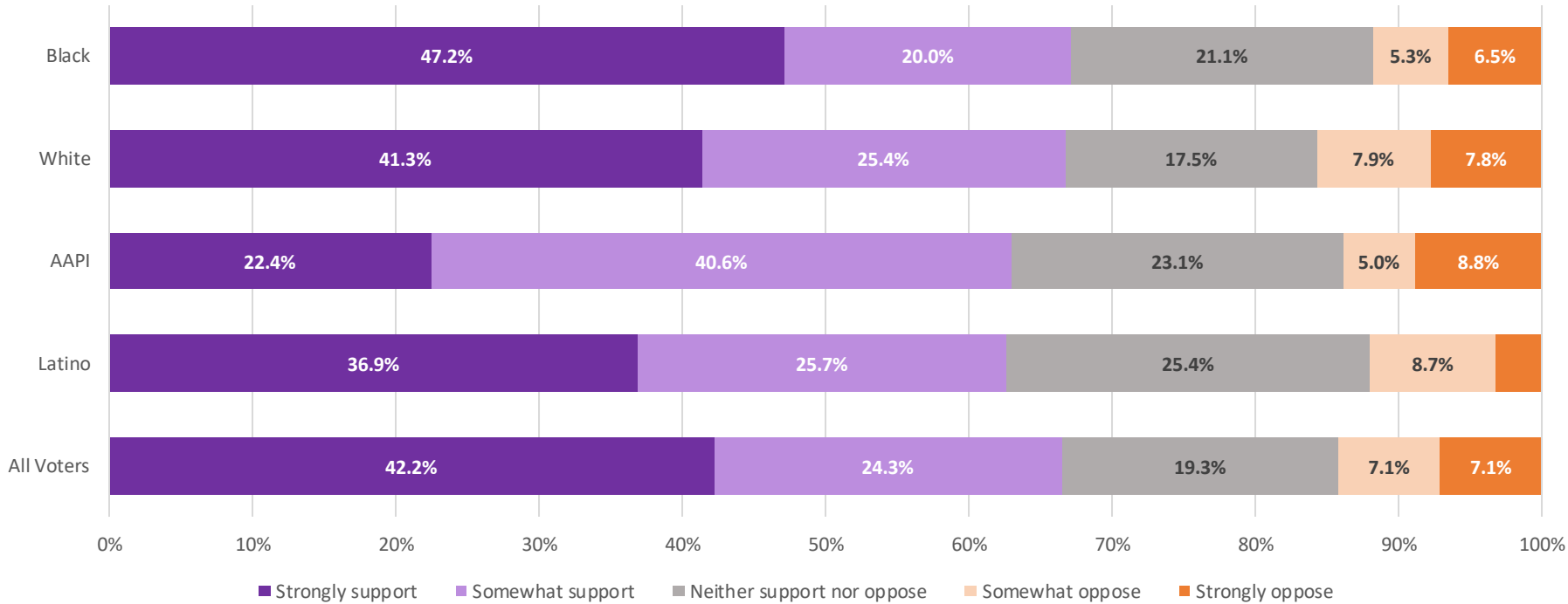




# Rent Control

Would you support or oppose allowing cities, counties, or the state to enact rent control, or limits on the amount of rent that landlords can increase on tenants every year?

Responses by Race



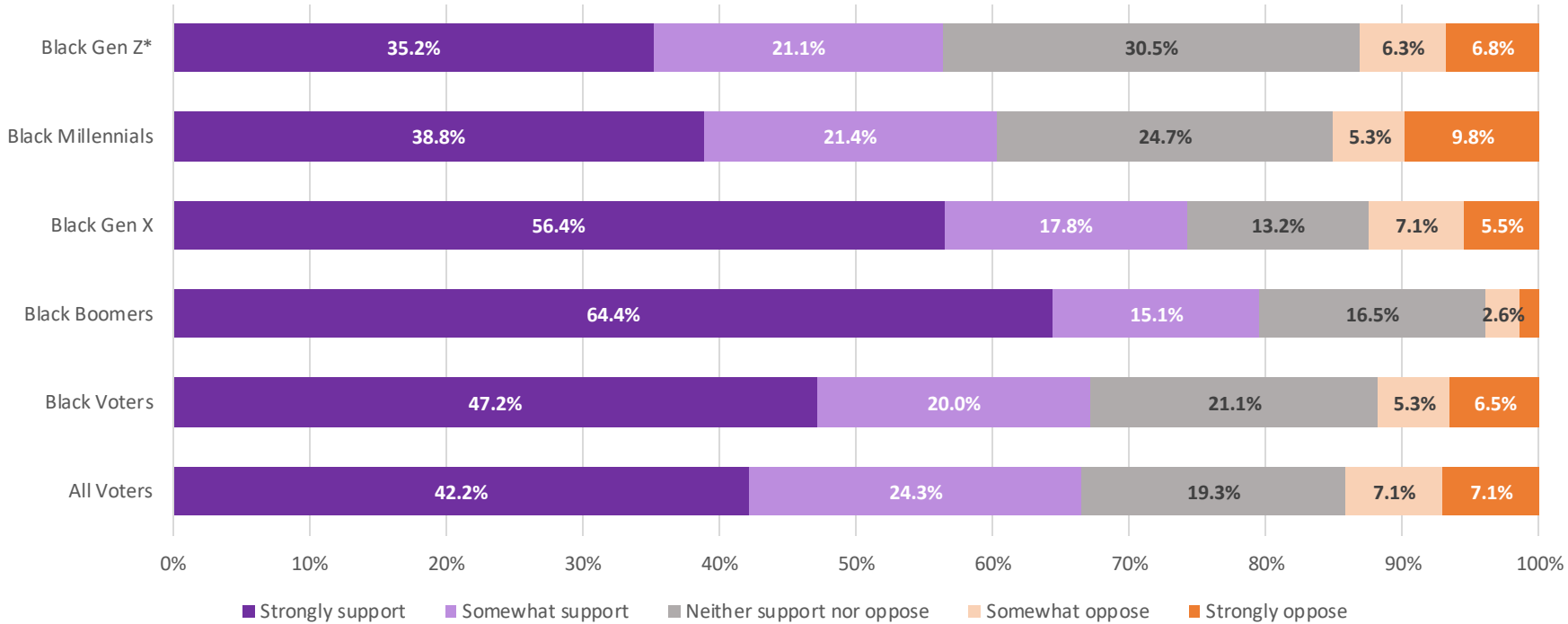
Black voters and white voters are on par with each other in support of rent control.



# Rent Control

Would you support or oppose allowing cities, counties, or the state to enact rent control, or limits on the amount of rent that landlords can increase on tenants every year?

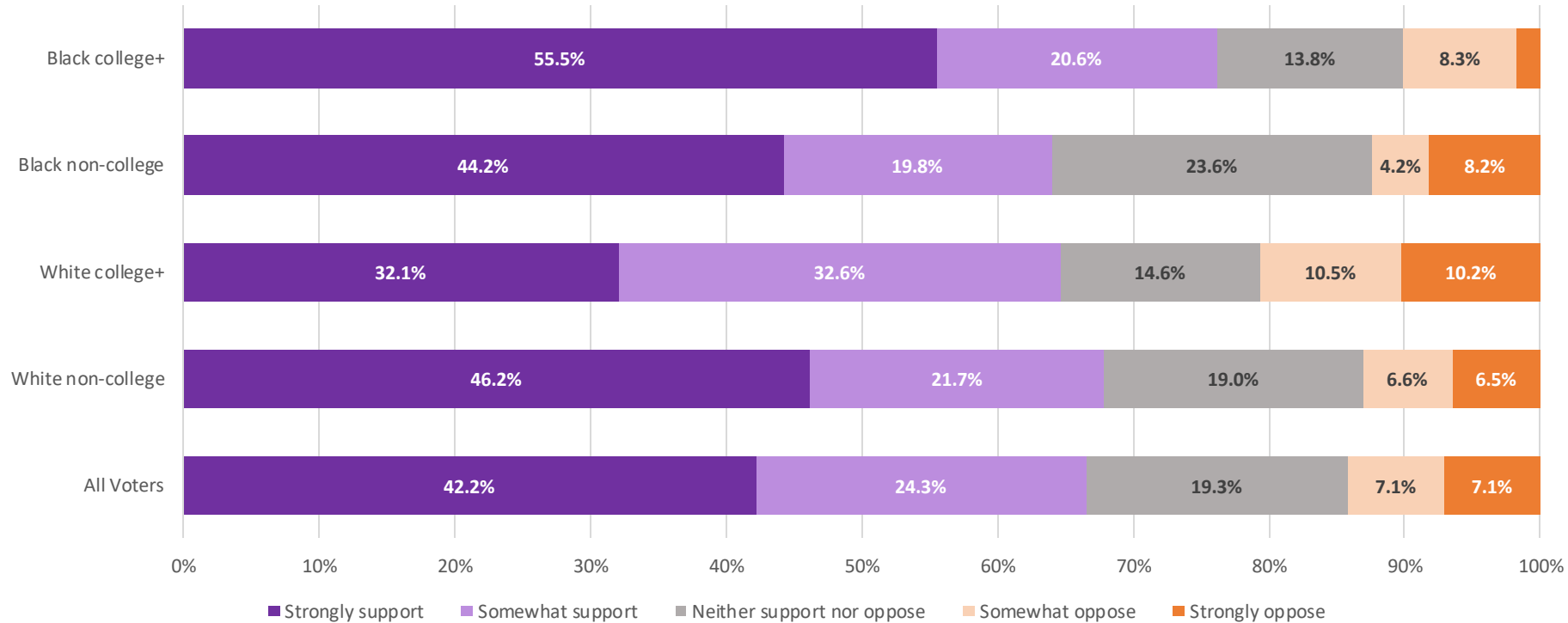
*Responses by Generation*



A majority of Black Georgians of every generation support rent control, but younger Black voters are the least supportive. This is likely because they still live with parents or are in dorms.

# Rent Control

Would you support or oppose allowing cities, counties, or the state to enact rent control, or limits on the amount of rent that landlords can increase on tenants every year?  
*Responses by Educational Attainment*



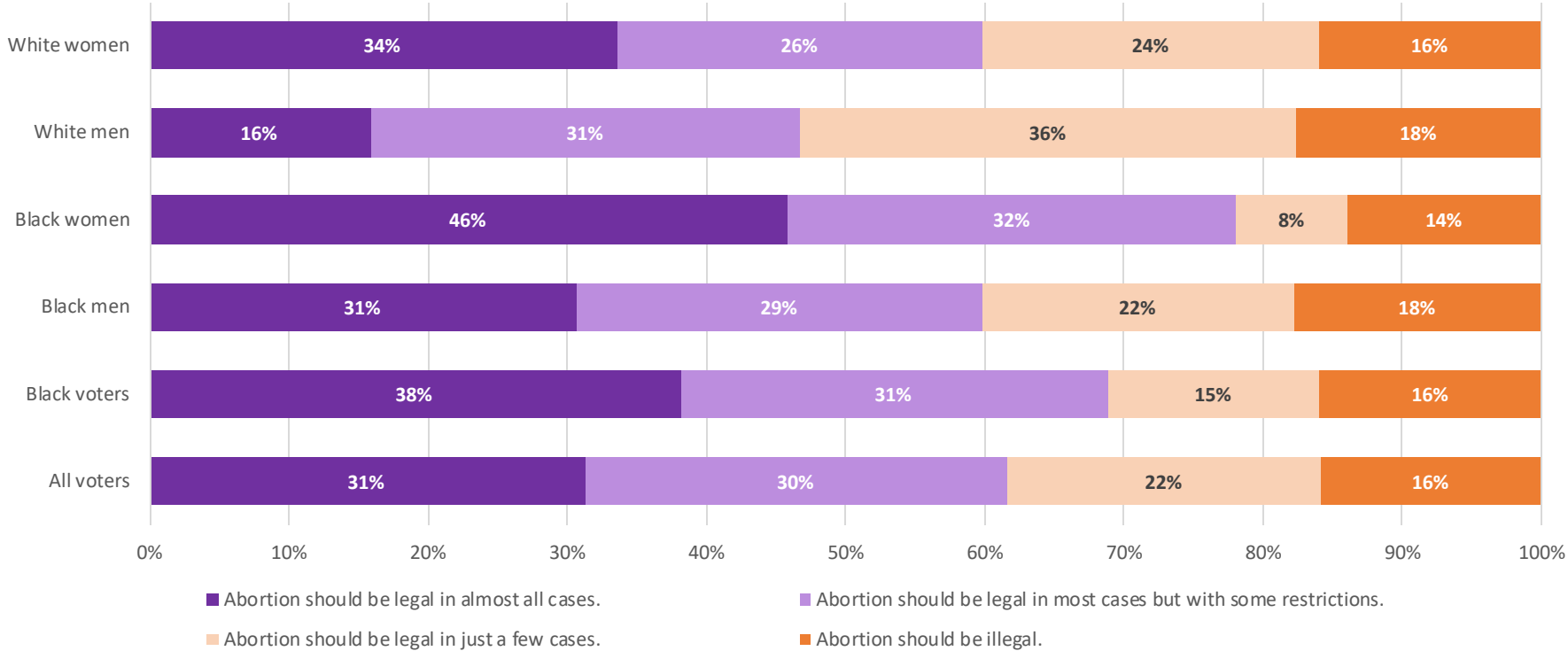
Black college-educated voters are more supportive of rent control than Black non-college voters. Black non-college voters were 10 percentage points more likely to say they neither support nor oppose rent control.

# Reproductive Healthcare



# Reproductive Healthcare

Which statement is closest to your view on abortion?  
by Race and Gender

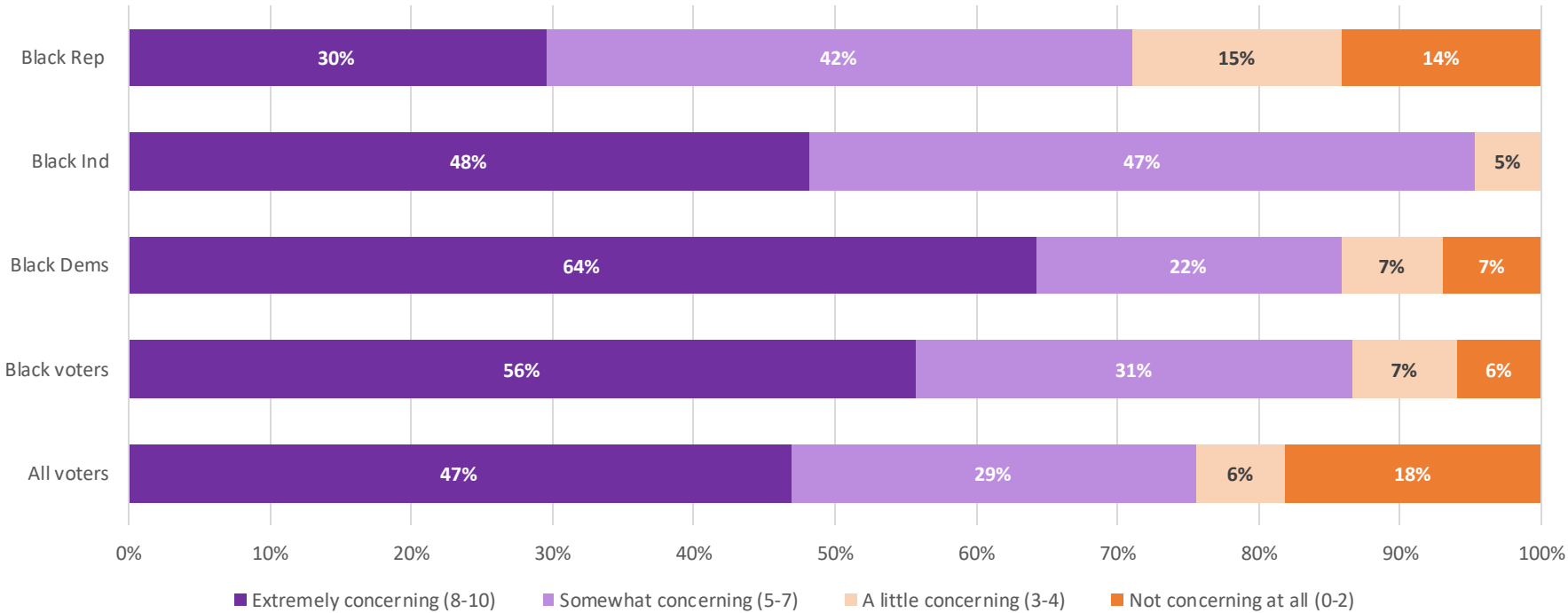


Black men were the most likely to strongly support the view that abortion should be legal in almost all cases at 46 percent.

About 40 percent of white women and 20 percent of Black women believe that either abortion should be legal in just a few cases or that it should be illegal. This confirms that views on abortion in Georgia continue to be nuanced.

# Reproductive Healthcare

Rate your concern: The ban prohibits abortion after six weeks of pregnancy, before many people know they are pregnant.  
*Responses by Political Leaning*

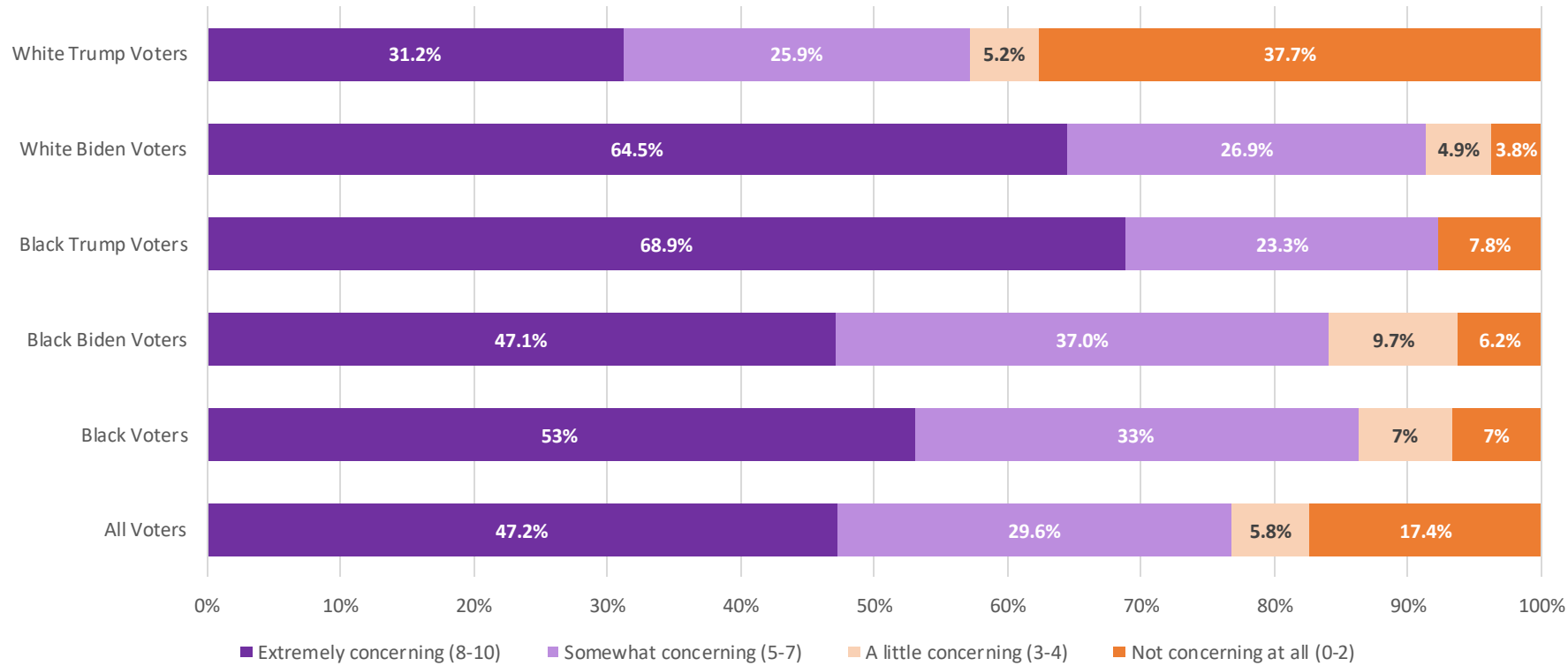


Black Democrats were the most likely to express extreme concern (64 percent) over the six-week abortion ban.

Although Black Republicans were the most likely to be unconcerned (14 percent), it is important to note that 72 percent are extremely or somewhat concerned.

# Reproductive Healthcare

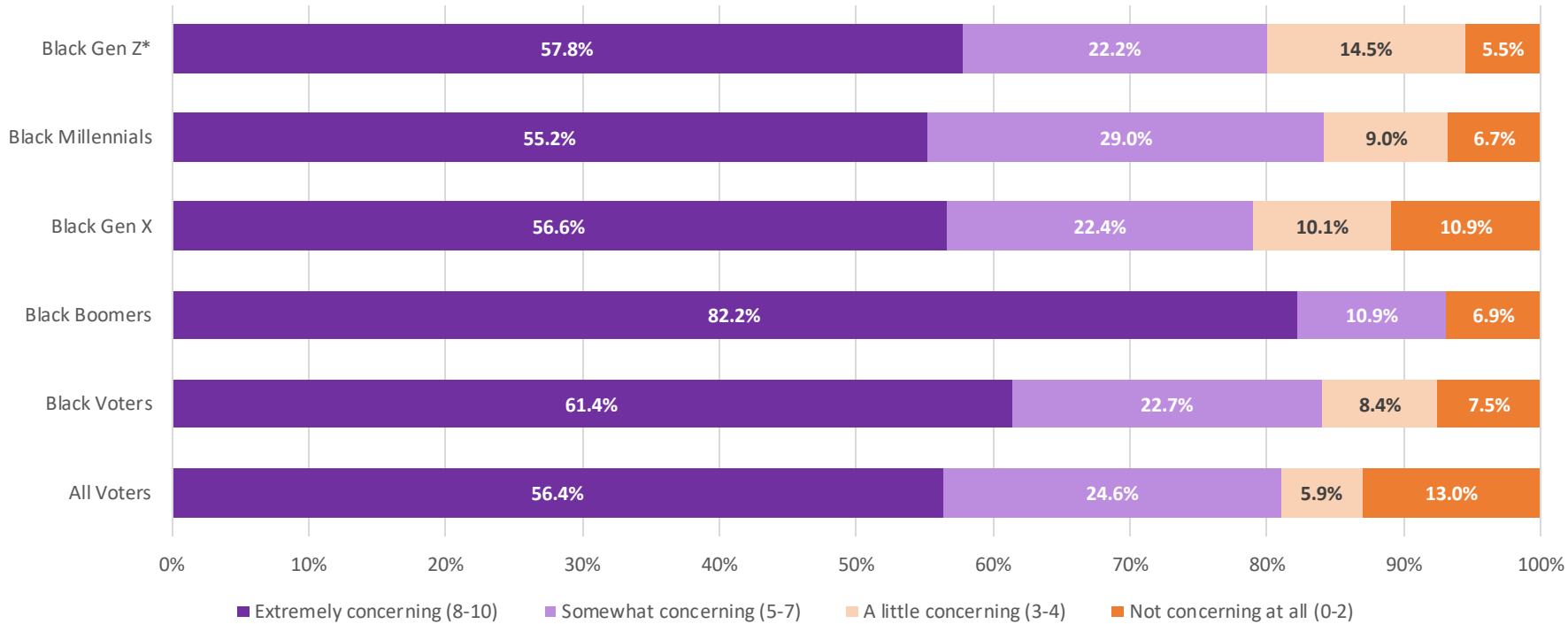
Rate your concern: This law is overreaching government mandate.  
by Race and Vote History



Black Trump voters were the most likely to express extreme concern (69 percent) that the six-week abortion ban overreaches government mandate.

# Reproductive Healthcare

Rate your concern: Peoples' lives could be put at risk because healthcare providers might fear legal repercussions for administering life-saving care to patients.  
*Response by Race and Generation*



Over 80 percent of Georgia voters are extremely or somewhat concerned about legal repercussions for healthcare providers, and Black voters are the most likely of all racial and ethnic groups to be concerned.

At 82 percent, Black Boomers were most likely to find it **extremely** concerning that potential legal repercussions for healthcare providers could put lives at risk.







# THANK YOU!



[Ranada@newgeorgiaproject.org](mailto:Ranada@newgeorgiaproject.org)



[@itsranada](https://twitter.com/itsranada) / [@NewGAProject](https://twitter.com/NewGAProject) / [@ngpaction](https://twitter.com/ngpaction)



[@newgeorgiaproject](https://www.instagram.com/newgeorgiaproject) / [@ngpaction](https://www.instagram.com/ngpaction)



STATE INNOVATION EXCHANGE



**AMPLIFY  
GEORGIA  
COLLABORATIVE**

© **HIT**strategies